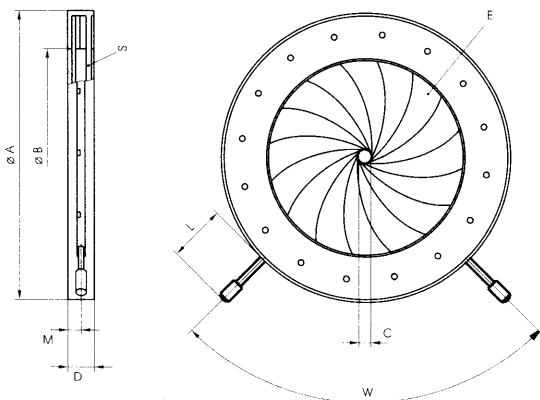




Iris diaphragms from the standard programme S (with snap ring)

Wholly of metal, leaves of spring steel, screwed in lever.



- A = external dimension in mm
- B = maximum and C = minimum aperture in mm
- D = thickness in mm
- E = number of leaves
- L = length of lever in mm
- M = lever position mm
- W = lever way °
- AR = leaves antireflex coated, heat resistant up to approximately 180°C
- N = leaves of spring steel, burnished, heat resistant up to approximately 250°C
- H = leaves of spring steel, stainless, heat resistant up to approximately 400°C

Leaves burnished spring steel - N

A	B	C	D	E	L	M	W°	Lever	Ref.Nr.	€/pcs
10	5	0,5	4	8	4	2,4	76	M 1,2	94004	
12	7	0,5	4	8	6	2,4	85	M 1,4	94000	
14	8,2	0,8	4	8	6	2,4	80	M 1,4	94029	
14,8	8	1,0	4,5	9	6	2,5	81	M 1,4	94006	
16	10	1,0	4	10	6	2,4	83	M 1,4	94042	
19,8	12	1,0	5	11	10	3	87	M 1,4	94021	
22	14	1,0	5	10	10	2,9	90	M 1,7	94031	
24	15	1,0	5	12	13	2,7	88	M 1,7	94027	
30	20	1,2	5,5	12	13	3	90	M 1,7	94023	
33	22	1,5	5,5	14	13	3	90	M 1,7	94022	
37	25	1,5	5,5	15	13	3	93	M 1,7	94086	
40	27	1,5	5,5	12	13	3	90	M 1,7	94037	
43	30	1,5	5,5	14	13	3	92	M 1,7	94092	
49	34	2,0	6,5	14	13	3,5	91	M 1,7	94049	
50	36	2,5	6	16	13	3,2	92	M 1,7	94050	
53	37	2,5	6	16	13	3,2	89	M 1,7	94053	
58	42	2,5	6,5	18	13	3,3	93	M 1,7	94056	
60	40	2,5	6,5	12	13	3,4	88	M 1,7	94059	
64	45	2,5	7	14	13	3,8	92	M 1,7	94110	
70	50	2,5	7	18	15	4	94	M 2	94055	
82	60	4,0	8	17	13	4,4	91	M 2	94043	
100	75	4,0	9	20	15	4,5	95	M 2	94100	
130	98	4,0	12	20	20	6,5	97	M 2,5	94130	
150	113	6,0	13	20	20	7,2	95	M 2,5	94146	
165	120	6,0	15	18	18	8	94	M 2,5	94147	
195	145	8,0	16	18	18	8,9	93	M 2,5	94191	

Technical modifications reserved.-04/09 J.L

Valid on 09/2008

Small quantity surcharge to Ø 82:

- 1 to 9 pcs +20%
- 10 to 49 pcs +10%
- 50 to 99 pcs + 5%

100 to 249 pcs List price

Quantity discount to Ø 82:

- 250 to 499 pcs – 2%
- 500 to 999 pcs – 5%
- (when included in one consignment)

Small quantity surcharge from Ø 100:

- 1 to 4 pcs +20%
- 5 to 9 pcs +10%
- 10 to 24 pcs + 5%

25 to 99 pcs List price

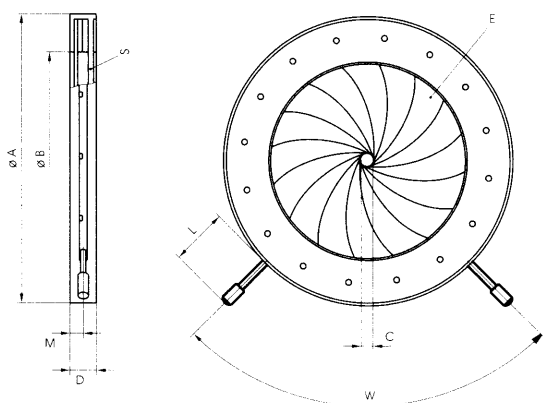
Quantity discount from Ø 100:

- 100 to 249 pcs – 2%
- 250 to 499 pcs – 5%
- (when included in one consignment)



Iris diaphragms from the standard programme S (with snap ring)

Wholly of metal, leaves of spring steel, screwed in lever.



- A = external dimension in mm
- B = maximum and C = minimum aperture in mm
- D = thickness in mm
- E = number of leaves
- L = length of lever in mm
- M = lever position mm
- W = lever way °
- AR = leaves antireflex coated, heat resistant up to approximately 180°C
- N = leaves of spring steel, burnished, heat resistant up to approximately 250°C
- H = leaves of spring steel, stainless, heat resistant up to approximately 400°C

Leaves stainless spring steel - H

A	B	C	D	E	L	M	W°	Lever	Ref.Nr.	€/pcs
19,8	12	1,0	5	11	10	3	87	M 1,4	90021	
24	15	1,0	5	12	13	2,8	87	M 1,7	90027	
28	18	1,2	5	12	13	2,9	89	M 1,7	90016	
30	20	1,2	5,5	12	13	3	90	M 1,7	90023	
40	27	1,5	5,5	12	13	3	89	M 1,7	90037	
43	30	1,5	5,5	14	13	3	92	M 1,7	90092	
49	34	2,0	6,5	14	13	3,5	91	M 1,7	90049	
50	36	2,5	6	16	13	3,2	92	M 1,7	90050	
53	37	2,5	6	16	13	3,2	88	M 1,7	90053	
58	42	2,5	6,5	18	13	3,3	93	M 1,7	90056	
60	40	2,5	6,5	12	13	3,4	88	M 1,7	90059	
64	45	2,5	7	14	13	3,8	92	M 1,7	90110	
70	50	2,5	7	18	15	3,8	94	M 2	90055	
82	60	4,0	8	17	13	4,4	91	M 2	90043	
100	75	4,0	9	20	15	4,5	95	M 2	90100	
130	98	4,0	12	20	20	6,5	97	M 2,5	90130	
150	113	6,0	13	20	20	7,2	95	M 2,5	90146	
165	120	6,0	15	18	20	7,9	94	M 2,5	90147	

Technical modifications reserved.-01/09 J.L

Valid on 09/2008

Small quantity surcharge to Ø 82:

- 1 to 9 pcs +20%
- 10 to 49 pcs +10%
- 50 to 99 pcs + 5%

100 to 249 pcs List price

Quantity discount to Ø 82:

- 250 to 499 pcs - 2%
- 500 to 999 pcs - 5%
- (when included in one consignment)

Small quantity surcharge from Ø 100:

- 1 to 4 pcs +20%
- 5 to 9 pcs +10%
- 10 to 24 pcs + 5%

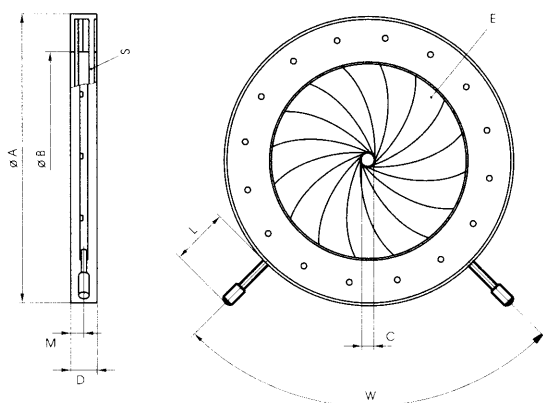
25 to 99 pcs List price

Quantity discount from Ø 100:

- 100 to 249 pcs - 2%
- 250 to 999 pcs - 5%
- (when included in one consignment)

Iris diaphragms from the standard programme S (with snap ring)

Wholly of metal, leaves of spring steel, screwed in lever.



- A = external dimension in mm
- B = maximum and C = minimum aperture in mm
- D = thickness in mm
- E = number of leaves
- L = length of lever in mm
- M = lever position mm
- W = lever way °
- AR = leaves antireflex coated, heat resistant up to approximately 180°C
- N = leaves of spring steel, burnished, heat resistant up to approximately 250°C
- H = leaves of spring steel, stainless, heat resistant up to approximately 400°C

Leaves spring steel, antireflection surface - AR

A	B	C	D	E	L	M	W°	Lever	Ref.Nr.	€/pcs
10	5	0,5	4	8	4	2,4	76	M 1,2	92004	
12	7	0,5	4	8	6	2,4	85	M 1,4	92000	
14	8,2	0,5	4	8	6	2,4	86	M 1,4	92029	
14,8	8	0,5	4	8	6	2,5	80	M 1,4	92006	
19,8	12	1,0	5	11	10	3	87	M 1,4	92021	
22	14	1,0	5	10	10	2,9	90	M 1,7	92031	
28	18	1,0	5	12	13	2,9	89	M 1,7	92016	
30	20	1,2	5,5	12	13	3	90	M 1,7	92023	
37	25	1,5	5,5	15	13	3	93	M 1,7	92086	
40	27	1,5	5,5	12	13	3	90	M 1,7	92037	
43	30	1,5	5,5	14	13	3	92	M 1,7	92037	
49	34	2,0	6,5	14	13	3,5	91	M 1,7	92049	
110	81	3,0	10	16	15	5	94	M 2	92090	
120	90	3,5	12	20	15	6,5	97	M 2	92125	

Technical modifications reserved.-07/09 BS

Valid on 09/2008

Small quantity surcharge to Ø 82:

- 1 to 9 pcs +20%
- 10 to 49 pcs +10%
- 50 to 99 pcs + 5%

100 to 249 pcs List price

Quantity discount to Ø 82:

- 250 to 499 pcs - 2%
- 500 to 999 pcs - 5%
- (when included in one consignment)

Small quantity surcharge from Ø 100:

- 1 to 4 pcs +20%
- 5 to 9 pcs +10%
- 10 to 24 pcs + 5%

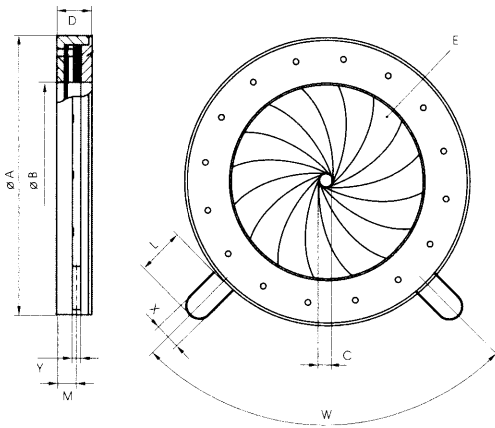
25 to 99 pcs List price

Quantity discount from Ø 100:

- 100 to 249 pcs - 2%
- 250 to 499 pcs - 5%
- (when included in one consignment)

Iris diaphragms from the standard programme V (with retaining ring)

Casing of metal, synthetic flat lever or round metallic. Synthetic turning ring, especially smooth running and resistant to wear and tear, up to approximately 130°C constant temperature proof (in short bursts, up to approximately 160°C).



- A = external dimension in mm
- B = maximum and C = minimum aperture in mm
- D = thickness in mm
- E = number of leaves
- L = length of lever in mm
- M = lever position mm
- W = lever way°
- F = synthetic lever, flat
- R = metallic lever, round
- AR = leaves antireflex coated, heat resistant up to approximately 180°C
- N = leaves of spring steel, burnished, heat resistant up to approximately 250°C
- X = lever width mm
- Y = lever thickness mm

Leaves burnished spring steel - N

A	B	C	D	E	L	M	W°	X	Y	R Ø	Ref.Nr.	€/unit
15	8	1	5,3	9	5	2,5	81	2	2,2		94067	
15	8	1	5,3	9	5	2,4	81			1,5	94020	
15,5	8,5	1	5,3	9	8	2,6	75	2,5	1,5		94001	
22	14	1	6	10	12	3	90	4	1,6		94002	
22	14	1	6	10	15	3	90			3	94032	
31	18	1,5	6,5	11	10	3,4	85	5	1,7		94054	
31	18	1,5	6,5	11	14	3,4	85			3	94039	
40	27	1,5	6,2	12	11	3,5	90	6	1,8		94005	
40	27	1,5	6,2	12	14	3,5	90			3	94033	
48,5	30	1,2	7	10	10	3,6	86	6	1,8		94013	
48,5	30	1,2	7	10	12	3,7	86			3	94038	
60	40	2,5	7,8	12	13	4,6	88	7	1,8		94008	
60	40	2,5	7,8	12	14	4,6	88			3	94047	
70	50	2,5	7	18	13	4	94	5	2		94058	
82	60	4	10,1	17	11	5,6	91	8	2,2		94010	
82	60	4	10,1	17	13	5,5	91			3	94070	

Leaves spring steel, antireflexion surface - AR

A	B	C	D	E	L	M	W°	X	Y	R Ø	Ref.Nr.	€/unit
22	14	1	6	10	12	3	90	4	1,6		92002	
22	14	1	6	10	15	3	90			3	92032	
40	27	1,5	6,2	12	11	3,5	90	6	1,8		92005	
40	27	1,5	6,2	12	14	3,5	90			3	92033	

Technical modifications reserved.-01/09 J.L

Valid on 09/2008

Small quantity surcharge: 1 to 9 pcs + 20%
 10 to 49 pcs + 10%
 50 to 99 pcs + 5%

List price: 100 to 249 pcs

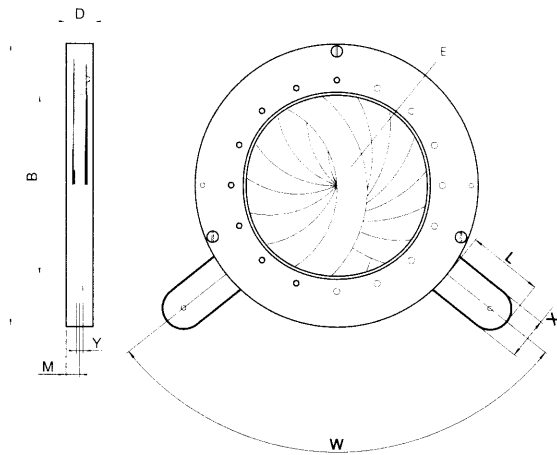
Quantity discount: 250 to 499 pcs – 2%
 500 to 999 pcs – 5%
 (when included in one consignment)



Iris diaphragms

Fully closing iris diaphragms from the standard programme.

Casing of metal, flat lever, partly with securing holes for cogs.



- A = external dimension in mm
- B = maximum aperture mm
- D = thickness in mm
- E = number of leaves
- F = metallic lever, flat
- L = length of lever in mm
- R = metallic lever, round
- N = leaves of spring steel, burnished, heat resistant up to approximately 250°C
- H = leaves of spring steel, stainless, heat resistant up to approximately 400°C
- HT = leaves of special alloy, stainless, heat resistant up to approximately 1000°C

A	B	D	E	L	X x Y	F/R	TK Ø	M	G	W°	N/H/HT	Ref.Nr.	€/unit
20	8	4	8	6	2,5x1	F	17	2,0	M1,4-2x	90	N	95008	
20	8	4	8	6	2,5x1	F	17	2,0	M1,4-2x	90	H	95009	
25	12	5	12	12	Ø 3	R	22	2,5	M1,6-2x	96	N	95012	
25	12	5	12	12	Ø 3	R	22	2,5	M1,6-2x	96	H	95013	
29	15	5	12	12	Ø 3	R	26	2,5	M1,6-2x	97	N	95015	
29	15	5	12	12	Ø 3	R	26	2,5	M1,6-2x	97	H	95016	
39	22	5	14	12	Ø 3	R	36	2,5	M1,6-2x	99	N	95022	
39	22	5	14	11	Ø 3	R	36	2,5	M1,6-2x	99	H	95023	
48	30	5	14	11	6x 1	F	45	2,5	M2 - 2x	100	N	95030	
48	30	5	14	11	6x 1	F	45	2,5	M2 - 2x	100	H	95031	
48	30	5	14	11	6x 1	F	45	2,5	M2 - 2x	100	HT	95032	
69	40	6,5	14	16	6x 1,5	F	65	3,3	M3 - 3x	96	N	95040	
69	40	6,5	14	16	6x 1,5	F	65	3,3	M3 - 3x	96	H	95041	
69	40	6,5	14	16	6x 1,5	F	65	3,3	M3 - 3x	96	HT	95042	
79	50	7	18	20	5x1,5	F	75,5	3,5	M2 - 3x	100	N	95050	
79	50	7	18	20	5x1,5	F	75,5	3,5	M2 - 3x	100	H	95051	
79	50	7	18	20	5x1,5	F	75,5	3,5	M2 - 3x	100	HT	95052	
94	60	9	16	25	14x 2	F	89	4,5	M3 - 3x	98	N	95060	
94	60	9	16	25	14x 2	F	89	4,5	M3 - 3x	98	H	95061	
94	60	9	16	25	14x 2	F	89	4,5	M3 - 3x	98	HT	95062	
117	75	9,5	18	53	15x 5	F	113	4,8	M2 - 3x	97	N	95075	
117	75	9,5	18	53	15x 5	F	113	4,8	M2 - 3x	97	H	95076	
117	75	9,5	18	53	15x 5	F	113	4,8	M2 - 3x	97	HT	95077	
125	85	9,5	18	50	15x 5	F	121	4,8	M2 - 3x	98	N	95085	
125	85	9,5	18	50	15x 5	F	121	4,8	M2 - 3x	98	H	95086	
125	85	9,5	18	50	15x 5	F	121	4,8	M2 - 3x	98	HT	95087	
135	98	8,5	20	25	15x 2	F	131	4,3	M2 - 3x	102	N	95098	
135	98	8,5	20	25	15x 2	F	131	4,3	M2 - 3x	102	H	95099	
135	98	8,5	20	25	15x 2	F	131	4,3	M2 - 3x	102	HT	95100	
160	113	13	20	18	Ø 3	R	156	6,5	M3 - 4x	99	N	95113	
160	113	13	20	18	Ø 3	R	156	6,5	M3 - 4x	99	H	95114	
160	113	13	20	18	Ø 3	R	156	6,5	M3 - 4x	99	HT	95115	

Technical modifications reserved.-03/09 J.L

Valid on 03/2009

is positioned the common swivelling ring. The required gap is of the order of 1-3 mm per diaphragm.

Fully closing Iris diaphragms comprise two half diaphragms 180° offset and are assembled in two levels between which
For fixing purposes our diaphragms contain a screw-in thread located on the external edge.

Small quantity surcharge to Ø 69:

- 1 to 9 pcs +20%
- 10 to 49 pcs +10%
- 50 to 99 pcs + 5%
- 100 to 249 pcs Liste price

Quantity discount to Ø 69:

- 250 to 499 pcs - 2%
- 500 to 999 pcs - 5%

(when included in one consignment)

Small quantity surcharge from Ø 94:

- 1 to 4 pcs +20%
- 5 to 9 pcs +10%
- 10 to 24 pcs + 5%
- 25 to 99 pcs List price

Quantity discount from Ø 94:

- 100 to 249 pcs - 2%
- 250 to 499 pcs - 5%

(when included in one consignment)